


Overview

SkyLink915Micro is an ISM Band (902-928 MHz) bi-directional dual radio system ideal for UAS Command and Control (C2). SkyLink915Micro implements the same interface as other SkyLink products, but without the need for FCC licensing or for FAA permission to transmit approvals. SkyLink915 provides a protocol agnostic autopilot telemetry interface for Command and Control (C2) data and has built in system status monitoring to meet the requirements of RTCA DO-377A.



Features

- Dual radio architecture for path diversity.
- Frequency hopping design for frequency diversity and to mitigate ISM band interference.
- Integrated status, integrity, and health monitoring of both local (airborne) and remote (ground) radio systems to meet the requirements for the Data Transfer, Security, and Routing (DTSR) subsystem in RTCA DO-377A.
- Transparent, protocol agnostic, RS232 autopilot telemetry interface.
- UTC synchronized TDD message frame structure
- Connects to SkyStation915 and SkyStation915LTE ground radio systems.
- Seamless integration with muLTElink5060 multiple link airborne radio system.
- Supported by SkyLine Cloud Managed BVLOS Service.
- Environmental DO-160G
- Software DO-178C Level C
- Complex Hardware DO-254 Level C

Regulatory

- FCC 47 CFR Part 15.247
ID 2AFFTC2XISM

Technical Specifications

Specification	Value
Input Voltage	4 to 6 VDC
Power	Peak – 1.7 W
Size	31 x 26 x 9.5 mm
Weight	16 grams
Operating Temp	-45 to 70°C
Radio	
Band	ISM Band: 902 to 928 MHz
Transmit Power	1 W (4 W EIRP)
Receiver Sensitivity	-118 dBm
Bandwidth	200 kHz
Data Transmission	
User Data Bits	4400 Bytes/sec
Timing/Position Input	
UTC	1 PPS Time Pulse
Position	NMEA 0183 115,200 bps
Interface	3.3V TTL
Environmental	
DO-160G	Temperature Cat B2
Part Numbers	
SkyLink915Micro	UAV-1002868-001
ISM Band Dipole Antenna	UAV-1004675-008 [UAV-1005866-002 is obsolete]
truFYX EXT GPS	UAV-1004957-001
truFYX INT EXP GPS	UAV-1002500-001

The following required statement from the Federal Communications Commission (FCC) applies to United States based entities with the exception of direct sales to the U.S. Government and units directly exported by uAvionix: This device has not been authorized as required by the rules of the Federal Communications Commission. This device is not, and may not be, offered for sale or lease, or sold or leased, until authorization is obtained.

uAvionix reserves the right to alter product, services offerings, specifications, and pricing at any time without notice.

© Copyright 2019 uAvionix, all rights reserved. www.uavionix.com

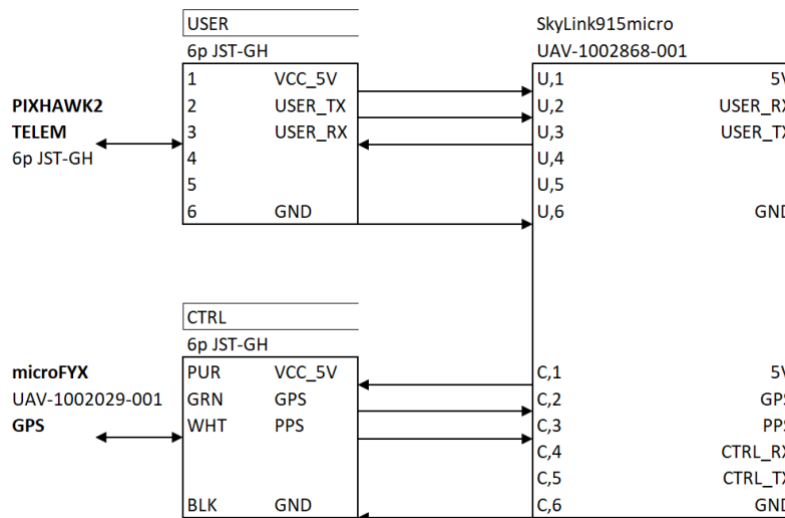
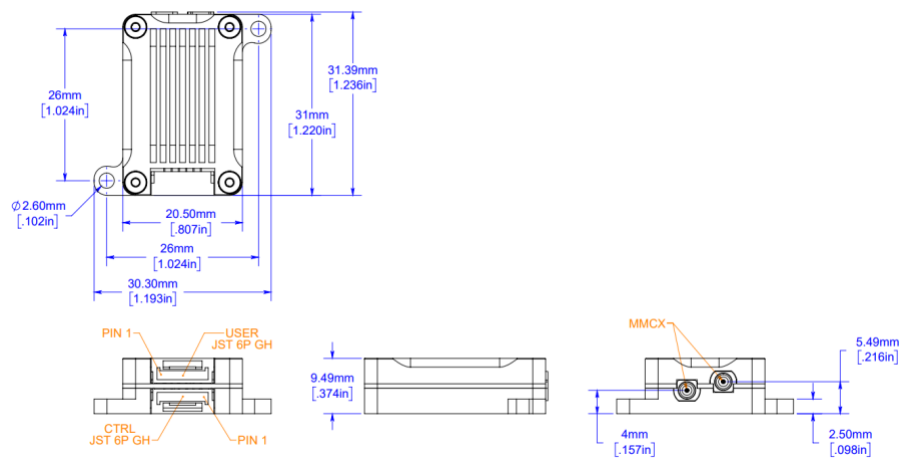
Mechanical Specifications

User Interface

Pin	Type	Direction
1	5V	IN
2	USER RX	IN
3	USER TX	OUT
4		
5		
6	GND	IN

Timing/Position, Control Interface

Pin	Type	Direction
1	5V	IN
2	NAV	IN
3	PPS	IN
4	CTRL RX	IN
5	CTRL TX	OUT
6	GND	IN



The following required statement from the Federal Communications Commission (FCC) applies to United States based entities with the exception of direct sales to the U.S. Government and units directly exported by uAvionix: This device has not been authorized as required by the rules of the Federal Communications Commission. This device is not, and may not be, offered for sale or lease, or sold or leased, until authorization is obtained.

uAvionix reserves the right to alter product, services offerings, specifications, and pricing at any time without notice.

© Copyright 2019 uAvionix, all rights reserved. www.uavionix.com