



DATASHEET

Software Version 3.4
Module: Casia I
Module Model: HCLM-0201
Camera Type: 8.9 MP USB
Camera Model: HEOC-0008



Ensuring no two aircraft collide mid-air.

uAvionix reserves the right to alter this document at any time without notice.

CONTENTS

Features	2
Quality & Compliance	3
Performance Specifications	4
Hardware Specifications	5
Autopilot Support	6
Ground Control Station Compatability	6
Electrical	7
Mechanical	10
Optical	11
Limitations and Disclaimers	12



The world's **smallest, lightest**, and
lowest power long-range Detect and
Alert (DAA) solution for small UAS.

FEATURES

DETECT & AVOID

Sense non-cooperative aircraft using a patented computer vision and AI system.

INTEGRATED ADS-B

Integrated ADS-B for increased coverage with cooperative aircraft.

COLLISION AVOIDANCE

Avoid collisions with automatically executed, safe, drone maneuvers.

PILOT-IN-COMMAND

Report detected intruder aircraft to the ground-station and pilot-in-command in real time*.

LOW SIZE, WEIGHT & POWER

Low SWaP (Size, Weight, and Power) for easy integration on small UAS platforms.

AUTOPILOT COMPATIBLE

Turn-key integration with supported autopilot systems. Supports common commercially available autopilots.

*Requires support from the autopilot and ground-station software being used.

Quality & Compliance

Designed, manufactured and hand assembled in the USA.

Tested for environmental and electrical ruggedness with over 500 hours of flight.

Compliant with FCC Part 15, Industry Canada, Conformité Européenne, RoHS, Lead

Free standards. Please recycle electronics.



Performance Specifications

Casia detects and classifies small single engine aircraft and single disk rotorcraft.



DETECTION RATE



AVERAGE BETWEEN
FALSE POSITIVES



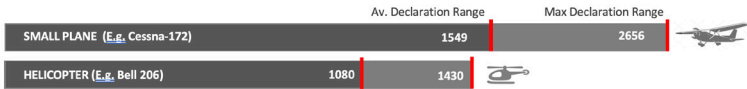
ELEVATION
ACCURACY



BEARING
ACCURACY



FRAME PROCESSING
RATE



Performance varies based on the detected intruder type:



SMALL PLANE

Maximum Declaration Range **2656m**
Average Declaration Range **1549m**
Range Estimation Accuracy **+/- 12.8%**
Classification Precision **99.82%**
Speed Estimation Error **+/-34.9m/s**
Heading Estimation Error **+/-88 degrees**



HELICOPTER

Maximum Declaration Range **1430m**
Average Declaration Range **1080m**
Range Estimation Accuracy **+/- 42.8%**
Classification Precision **96.45%**
Speed Estimation Error **+/-32.9m/s**
Heading Estimation Error **+/-59 degrees**

Note: Declaration range is the distance at which Casia detects an intruder aircraft and classifies it, for example, as a small plane, helicopter, or multicopter.

IMPORTANT

Casia I has been trained and tuned to detect and classify small GA aircraft. The above detailed performance is specific to the detection of small GA aircraft (small planes and helicopters). Casia I will not perform to the above level when intruder aircraft are small drones. This is the case even when aircraft scale is considered, as there are many factors involved in detecting crewed aircraft.

The above performance specifications will not be achieved in all environments and conditions. See Limitations and Disclaimers for additional information. See the Casia I User Guide for performance evaluation criteria.

Performance improves as software releases are made and uAvionix reserves the right to alter the above performance data without notice.

Hardware Specifications

Input Voltage **11V-40V DC**
Power **10W Nominal, 15W Peak**

Mass **Casia Module: 291g (with enclosure)**
Casia Module: 167g (without enclosure)
Camera: 191g

External Dimensions **Module: 77mm (W) x 110mm (L) x 36mm (D)**
Camera: 60mm (W) x 60mm (L) x 105mm (D)

*Ambient Temperature **-20°C to 60°C**

*Ambient Humidity **85°C / 85% RH, 168 hours**

*Shock **140G, 2ms**

*Vibration **10Hz to 200Hz, 1G and 2G RMS**

Aviation Environment **Visual Meteorological Conditions (VMC)**

Times of Day **30 mins after sunrise,**
30 mins before sunset

Precipitation **Nil**

Cloud Coverage **Okta 0-8**

*Over Water **Casia may function over water but has been insufficiently tested.**
Contact support@uavionix.com for advice.

*Over Sand **Casia may work over sand but has been insufficiently tested.**
Contact support@uavionix.com for advice.

*Over Snow **Casia may work over snow but has been insufficiently tested.**
Contact support@uavionix.com for advice.

Field of Regard **Horizontal: 80 degrees**
Vertical: 50 degrees

Interfaces **TTL Serial UART (x1)**
CAN Bus (x2)
USB 3.0 [Host] (x2)
Ethernet (x1)
Micro SD (x1)
Micro USB [Device] (x1)

• - Indicates that testing is ongoing and that these are expected values.
See the Casia User Guide for performance evaluation criteria.

Autopilot Support

The following table shows the levels of support and testing for different versions of the autopilot firmware that are supported by Casia.

	Collision Avoidance	Intruder Downlink	Alerts	ADS-B Passthrough
ArduCopter	3.4.0+ (descend)	3.4.0+	3.4.0+	3.4.0+
ArduPlane	3.4.0+ (right turn)	3.4.0+	3.4.0+	3.4.0+
PX4	1.9.0+ (right turn)	1.9.0+	1.11.2+	1.9.0+
Piccolo	2.2.4h (left & right turns)	2.2.4h	2.2.4h	2.2.4h
UAV Navigation	Contact support@uavionix.com			

For additional autopilot support, contact sales@uavionix.com

Ground Control Station Compatibility

The following features have varying support from the respective ground control station software packages available.

	Intruder Display	Intruder Alert	Avoidance Alert	Health Alert
Mission Planner	Yes	Yes	Yes	Yes
QGround Control	Yes	No	Yes	Yes
Piccolo Command Center	No	Yes	Yes	Yes
Visionair	Contact support@uavionix.com			

Electrical

POWER INPUT

EXTERNAL MARKINGS: Power

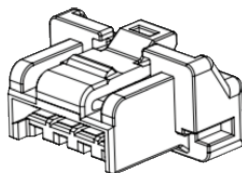
CONNECTOR SERIES: Molex Klik-Mate

MATING CONNECTOR: 502439-0200

CRIMP TERMINALS: 502438-0100 (Loose),
502438-0000 (Reel)

SUGGESTED WIRE GAUGE: 22-26 AWG

USAGE: Power input supply to Casia systems



Pin	Type	Signal	Voltage	Wire Color
1	Ground	GND	-	Black
2	Input	V+	11-40V DC	Red

SERIAL UART

EXTERNAL MARKINGS: Serial 2

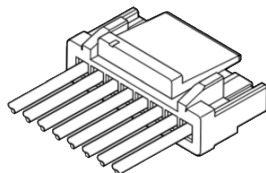
CONNECTOR SERIES: JST GH

MATING CONNECTOR: GHR-06V-S

CRIMP TERMINALS: SSSL-002T-P0.2 (Reel)

SUGGESTED WIRE GAUGE: 28-30 AWG

USAGE: Autopilot and ADS-B RX/TX connection



Pin	Type	Signal	Voltage	Wire Color
1	Supply	5V Output	5.0	-
2	Output	TX	3.3V	Yellow
3	Input	RX	3.3V	Orange
4	Output	CTS	3.3V	Brown
5	Input	RTS	3.3V	Green
6	Ground	GND	-	Black

*Pictures are for reference only and may not reflect exact connector

CAN BUS INTERFACES

EXTERNAL MARKINGS: CAN 1, CAN 2

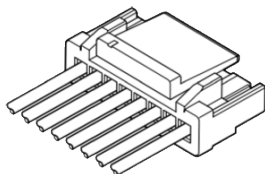
CONNECTOR SERIES: JST GH

MATING CONNECTOR: GHR-04V-S

CRIMP TERMINALS: SSSL-002T-P0.2 (Reel)

SUGGESTED WIRE GAUGE: 28-30 AWG

USAGE: Autopilot and ADS-B RX/TX connection



Pin	Type	Signal	Voltage	Wire Color
1	Supply	5V Output	5.0	Red
2	Input/Output	CAN H	+/-12V _{CM}	Blue
3	Input/Output	CAN L	+/-12V _{CM}	Green
4	Ground	GND	-	Black

USB 3.0

EXTERNAL MARKINGS: USB 3.0

INTERFACE MODE: Host

CONNECTOR SERIES: USB 3.0 Type A
Screw Locking

MATING CONNECTOR: USB 3.1/3.0/2.0

Type A Plug with Jack Screws

USAGE: Casia camera interface



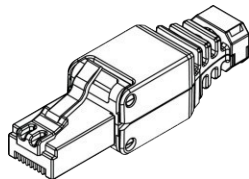
ETHERNET

EXTERNAL MARKINGS: Ethernet

CONNECTOR SERIES: RJ45

MATING CONNECTOR: Standard RJ45

USAGE: Data transfer and software update



*Pictures are for reference only and may not reflect exact connector

USB 2.0

EXTERNAL MARKINGS: Programming

INTERFACE MODE: Device

CONNECTOR SERIES: USB 2.0 Micro B

MATING CONNECTOR: USB 2.0 Micro B Jack

USAGE: uAvionix Engineering Debug



MICRO SD

EXTERNAL MARKINGS: Micro SD

CONNECTOR SERIES: Standard Micro SD

USAGE: Currently unused

*Pictures are for reference only and may not reflect exact connector

Mechanical

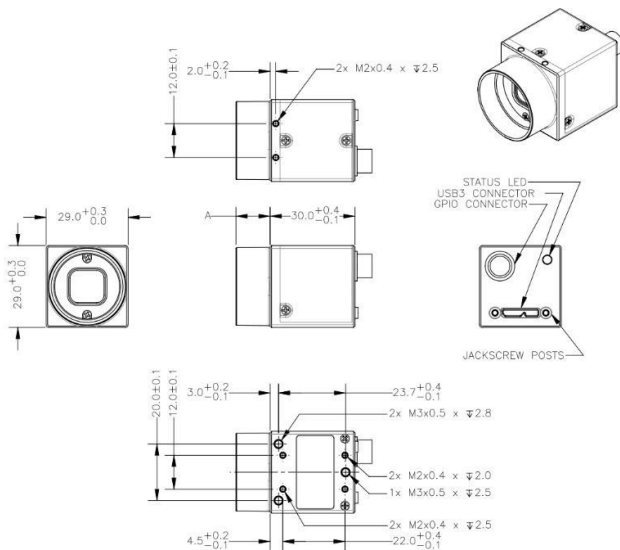
Footprint and mounting hole pattern for Casia module.



Optical

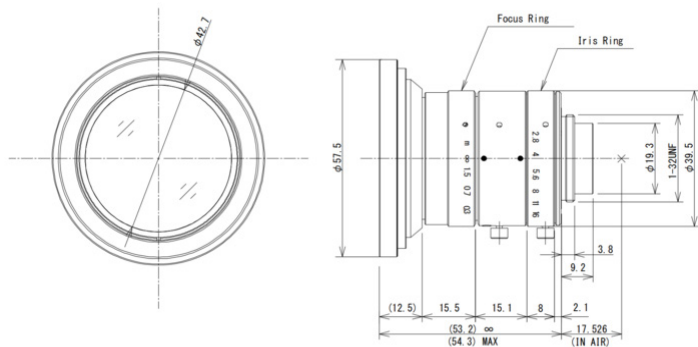
Footprint and mount points for FLIR Blackfly S family of cameras

CAMERA BODY: FLIR Blackfly S



CAMERA LENS:

Dimensions of Computer 8mm Low Distortion C-Mount Lens



Limitations and Disclaimers

Setup and maintenance of Casia must be performed as per the Casia User Guide to ensure that Casia performs optimally. Setup of the Casia System must be verified by an uAvionix Engineer. Contact support@uavionix.com for assistance.

Incorrect camera focus or installation can affect Casia performance:

- If the camera is not focussed correctly, Casia will not detect as specified.
- If the field of view of the camera is partially obscured - for example - by a propeller, wing, or other part of the UAS, or any other object including bugs and water droplets, Casia will not detect as specified.
- Elevation and bearing accuracy of Casia will vary based on the precision of integration of Casia cameras.

Pre and post-flight checks must always be performed as specified in the Casia User Guide.

uAvionix leverages artificial intelligence and machine learning to ensure Casia 'learns' to correctly interpret its environment. Casia has been trained to identify small piloted aircraft and helicopters, and is designed for use in low risk airspace, some distance away from airports. The performance and limitations of the Casia system should be understood by the pilot in command before using Casia as part of a layered air risk mitigation approach.

- If Casia has not been 'trained' in an environment similar to yours, performance - including detection rates and the frequency of false positives - may vary from that specified. Casia has been 'trained', tested and performance verified in the following operational environments: Agricultural, forested, desert (with visible features), sparsely populated urban areas, and above canyons. Evaluation of Casia in other environments is ongoing. For such environments, Casia's performance should be assumed to be extremely low / zero until testing is performed. Please contact support@uavionix.com for guidance.
- Casia has been optimized for low risk airspace, away from airports. If Casia 'sees' larger aircraft (e.g. Boeing 747) several miles away, it may report a smaller aircraft at a closer range.
- Casia was not trained to detect powered parachutes, paraplanes, hot air balloons, large planes/jets, other aircraft or other objects. This should be considered by the operator when evaluating air risk.

- Casia may not detect every aircraft in all environments under all circumstances, and may not detect all intruders early enough for an avoidance maneuver to be successfully performed. This must be considered during air risk assessment.
- The time taken for Casia to detect uncooperative piloted aircraft can vary due to environmental conditions, distance, aircraft size, clutter, smoke, and other factors.
- Depending on the performance (turn radius, cruising speed, ascent/descent rates, acceleration/deceleration rate) of your UAS, the time taken to avoid a detected intruder aircraft will vary. This must be considered during air risk assessment.
- The specified range estimation accuracy assumes automated avoidance maneuvers are enabled. This configuration ensures intruder aircraft do not get as close to the ownship. If automatic avoidance is disabled and intruder aircraft are allowed to get closer to the ownship, it should be assumed that range estimation accuracy decreases.
- Casia does not detect static objects.

The specified Casia performance - particularly the detection rate - was based on actual encounters with piloted aircraft intruding from above the skyline. Performance below the skyline is still being assessed and should therefore be presumed to be significantly lower.

Reliability / average uptime of the Casia System is under evaluation. Casia should be rebooted between flights to maximize performance.

EMI from Casia may interfere with range and performance of C2 systems. This should be fully evaluated by the operator and, if necessary, advice sought from support@uavionix.com.

Casia I has been trained and tuned to identify and classify small GA aircraft. The above results are specific to the detection of small GA aircraft (small planes and helicopters). Casia I will not perform to the above level when the intruder aircraft are small drones. This is the case even when aircraft scale is considered, as there are many factors involved in Casia I detecting crewed aircraft.

Your Casia system should be replaced following a crash or heavy impact, or should be returned to uAvionix for evaluation and repair.

If you believe Casia may not be performing correctly, it should NOT be used and support@uavionix.com should be contacted for guidance.

For regulatory guidance, please contact sales@uavionix.com.



Ensuring no two aircraft collide mid-air.

uAvionix reserves the right to alter this document at any time without notice.

uAvionix Inc. 300 Pine Needle Lane, Bigfork, MT. 59911 USA.
© 2024 uAvionix, Inc. All rights reserved.