


pingRID

QUICK START




⚡ Charge

Charging

The charge LED is highlighted in orange.

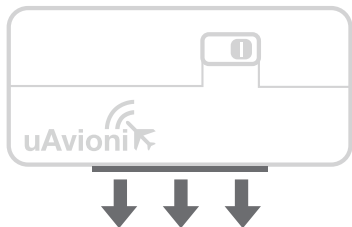
It will illuminate in orange while charging and extinguish when charging is complete.

pingRID is compatible with USB-C chargers capable of providing 5V.





Attach



Use the included 3M Dual-Lock™ fastener to attach pingRID to the top of your airframe.


Ensure the power switch is accessible for pre-and post-flight operation.

NOTE: The label side of pingRID must be facing the sky.


Power



Off



On



Wait for solid green

GPS Lock



4 Rapid Flashes – Error, if indication persists contact uAvionix support.



Slow Flashing – Acquiring position.



Solid – Position acquired, ready for takeoff.



2 Rapid Flashes – Takeoff detected, in flight.

Ready to Fly





uAvionix.com