



skyBeacon

Service Bulletin

Software Upgrade to ADS-B 1.0.3



© 2019 uAvionix Corporation. All rights reserved.

Except as expressly provided herein, no part of this guide may be reproduced, transmitted, disseminated, downloaded or stored in any storage medium, for any purpose without the express written permission of uAvionix. uAvionix grants permissions to download a single copy of this guide onto an electronic storage medium to be viewed for personal use, provided that the complete text of this copyright notice is retained. Unauthorized commercial distribution of this manual or any revision hereto is strictly prohibited.

uAvionix® and Ping® are registered trademarks of uAvionix Corporation and may not be used without express permission of uAvionix.

skyBeacon, Continuous Calibration, Power Transcoder, Echo Installer, and Ping Installer are trademarks of uAvionix Corporation and may not be used without express permission of uAvionix.

skyBeacon technologies are patent pending.

1 Revision History

Revision	Date	Comments
A	3/20/2019	Initial release

2 Warnings / Disclaimers

uAvionix is not liable for damages arising from the use or misuse of this product.

This equipment is classified by the United States Department of Commerce's Bureau of Industry and Security (BIS) as Export Control Classification Number (ECCN) 7A994.

These items are controlled by the U.S. Government and authorized for export only to the country of ultimate destination for use by the ultimate consignee or end-user(s) herein identified. They may not be resold, transferred, or otherwise disposed of, to any other country or to any person other than the authorized ultimate consignee or end-user(s), either in their original form or after being incorporated into other items, without first obtaining approval from the U.S. government or as otherwise authorized by U.S. law and regulations.

3 Table of Contents

1	Revision History.....	3
2	Warnings / Disclaimers	4
3	Table of Contents	5
4	Planning Information.....	6
4.1	Distribution / Eligibility	6
4.2	Applicability.....	6
4.3	Description.....	6
4.4	Compliance.....	6
4.5	Approval.....	7
4.6	Time Required	7
4.7	Weight and Balance.....	7
4.8	Electrical Load Data.....	7
4.9	Software Accomplishment.....	7
4.10	Publications Affected	7
5	Required Items	7
6	Update Notes.....	8
7	Update Procedure.....	9
7.1	Execute the Update Procedure	9
8	Post-Accomplishment Verification.....	12
9	System Checkout.....	12
10	Support.....	13
11	Maintenance Record.....	14

4 Planning Information

4.1 Distribution / Eligibility

The Accomplishment Instructions contained in Section 8 may only be performed by appropriately authorized personnel.

4.2 Applicability

This Service Bulletin applies to uAvionix skyBeacon UAV-1001856-002 with ADS-B software release 1.0.2 installed. Use Table 4-1 Applicability to determine applicability.

P/N Marking	Applicability
UAV-1001856-002 MOD 1	Verify by procedure
UAV-1001856-002 MOD 2	Verify by procedure
UAV-1001856-002 MOD 3 or greater	Does not apply

Table 4-1 Applicability

Parts identified above as “Verify by procedure” may have ADS-B software release 1.0.2 installed. To determine what version of software is installed, either:

- Use the “skyBeacon Installer Application” on iOS or Android, and navigate to the “Monitor” tab. For details reference “skyBeacon TSO User and Installation Guide” UAV-1001421-001.
- Use the “Beacon Firmware Update Tool” on Windows. For details reference Section 7.1 of this document, Steps 1 through 7.

Parts identified above as “Does not apply” do not need to perform the procedures described in this Service Bulletin.

4.3 Description

This Service Bulletin provides instructions for loading uAvionix skyBeacon UAV-1001856-002 with updated ADS-B software release 1.0.3.

4.4 Compliance

This Service Bulletin is optional but recommend for skyBeacon systems when installed in aircraft with 12V systems. This service bulletin is mandatory for skyBeacon systems installed in aircraft with 24V systems.

4.5 Approval

The software update described in this Service Bulletin is FAA approved.

4.6 Time Required

Up to 30 minutes is required to perform this update procedure.

4.7 Weight and Balance

No change.

4.8 Electrical Load Data

No change.

4.9 Software Accomplishment

No change.

4.10 Publications Affected

The following documents are applicable to the ADS-B software release 1.0.3.

- “skyBeacon TSO User and Installation Guide” UAV-1001421-001 Rev E
- “skyBeacon STC Installation Manual” UAV-1002305-001 Rev D

5 Required Items

The following items are required to perform the update:

1. A Windows PC (Windows 7 or higher) with Wi-Fi networking
2. uAvionix “Beacon Firmware Update Tool” UAV-1002767-001 application for Windows, version 1.0.0 or higher

3. The following firmware update file(s):

Item	Filename	SHA1 Hash
ADS-B	UAV-1001759-003-skyBeaconCertified-1_0_3-80f12fe.uav	4481DA78 CEB1BF83 9222C7FC DCF23DF0 8EE01C96

Table 5-1 Firmware Update Files

uAvionix software and firmware update files are available for download from the uAvionix Support website at no charge, at:

<https://uavionix.com/support/skybeacon/>

6 Update Notes

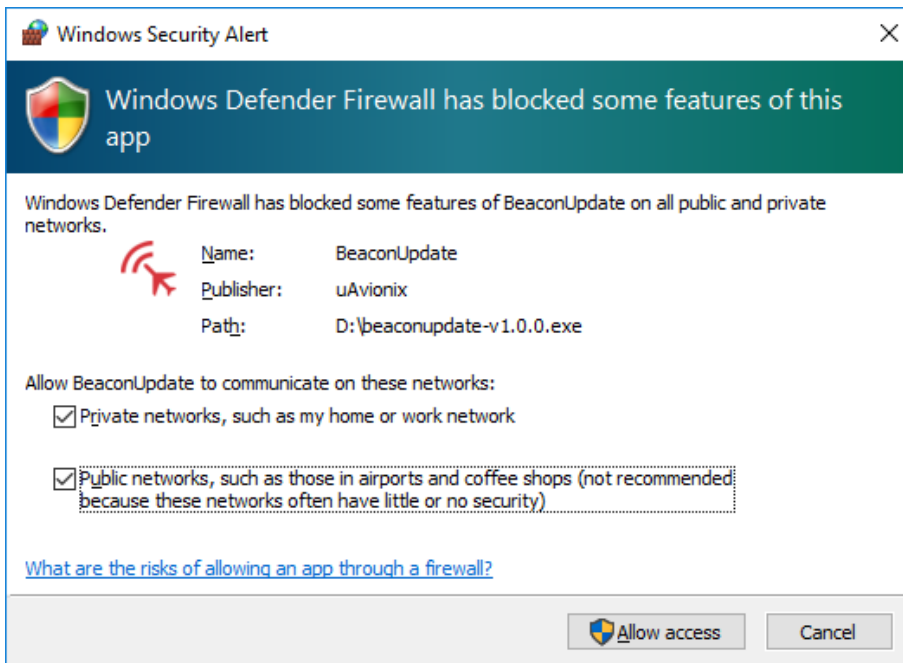
All skyBeacon configuration settings will be preserved during this update procedure.

7 Update Procedure

Ensure you are running a previous version of ADS-B software. Specifically, your skyBeacon should currently be running ADS-B version 1.0.2.

7.1 Execute the Update Procedure

1. Run the uAvionix “Beacon Firmware Update Tool” v1.0.0 or higher (e.g. BeaconUpdate-v1.0.0.exe) on the Windows PC.
2. When first run, Windows may ask for permission to communicate on the network. You must allow the tool to communicate. Check the boxes for both “Private networks” and “Public networks” as shown below, and select “Allow access”.

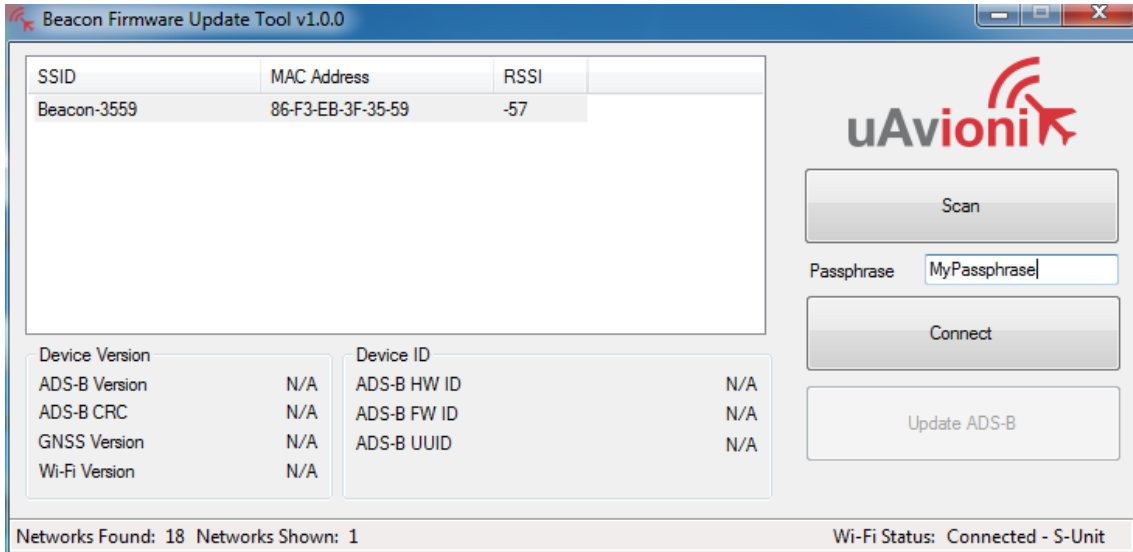


3. skyBeacon does NOT need to be removed from the aircraft, if installed. Apply aircraft, ground, or bench power to the skyBeacon, as appropriate. When installed in an aircraft, this will require turning on power to the position light. Ensure the skyBeacon is receiving power by verifying the skyBeacon’s red position light is illuminated.

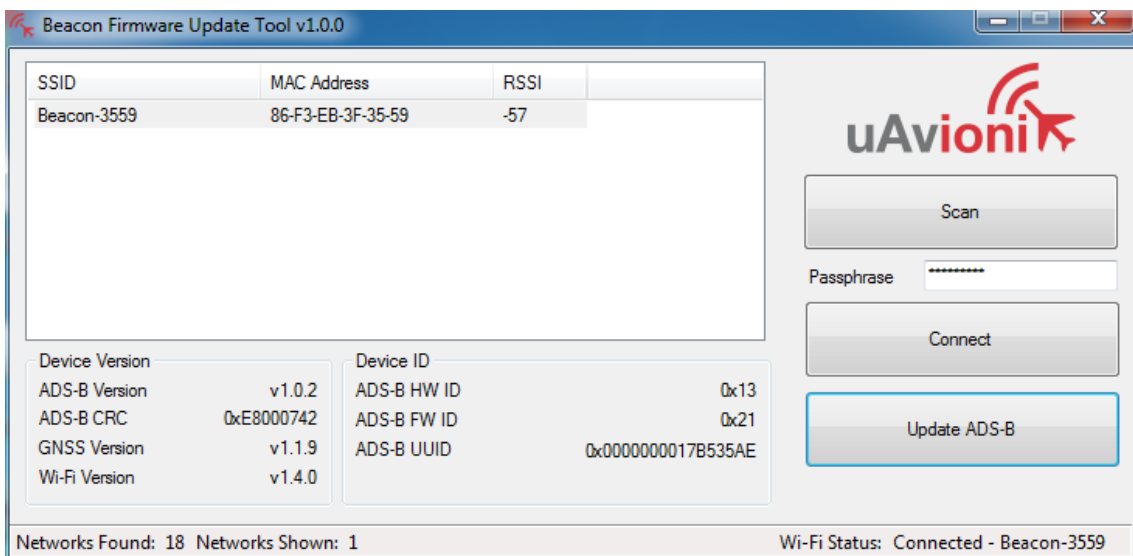


CAUTION: Do NOT turn off power to the skyBeacon during the update process.

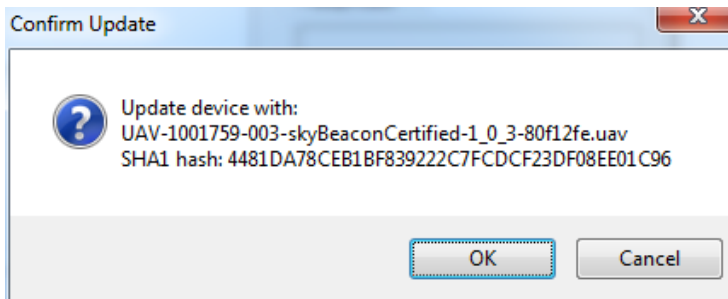
4. skyBeacon must be located near the Windows PC to ensure proper wireless connectivity. Direct line of sight and less than 20 feet of separation are recommended.
5. Press “Scan” in the tool. A list of uAvionix Beacon products will populate the list in the upper left. Select the appropriate skyBeacon based on the known SSID of the device, as noted on the card included with the box or your maintenance records.



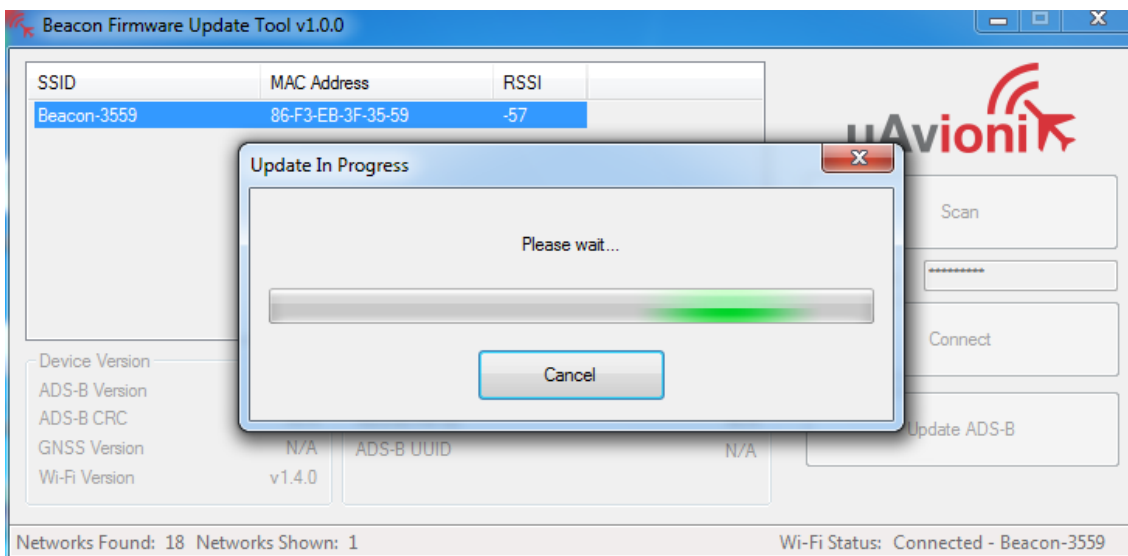
6. Enter the Wi-Fi Passphrase noted on the card included with the box or your maintenance records.
7. Press “Connect”.



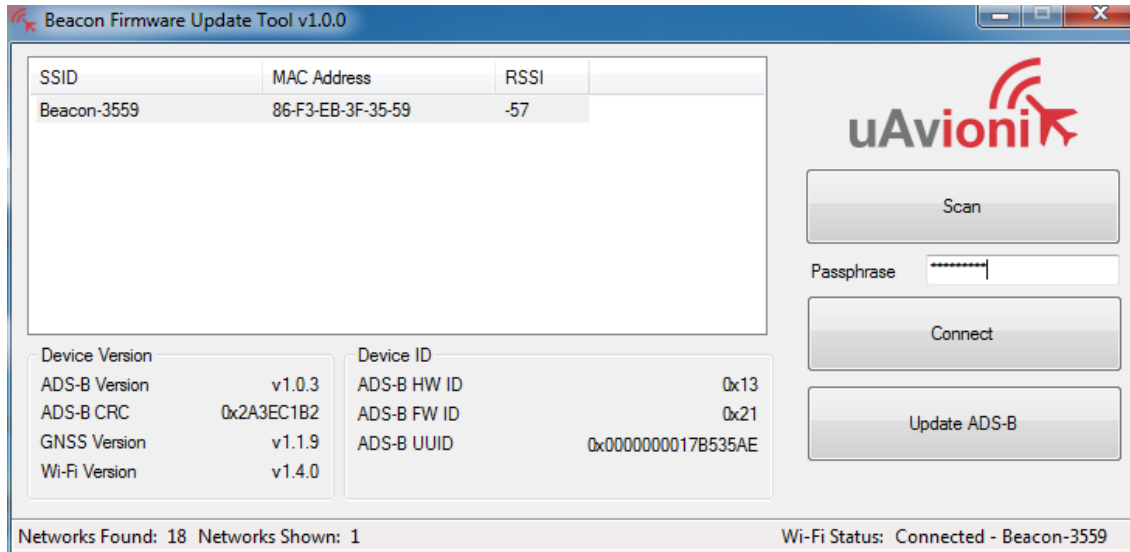
8. Observe the status bar on the bottom of the window. It should indicate that it is connected to the Beacon Wi-Fi network. Once connected, review the Device Version information. Ensure that the device is currently running ADS-B Version v1.0.2. If not running v1.0.2, **do not continue** with these instructions.
9. Press “Update ADS-B”. A file dialog will appear. Select the file appropriate for the ADS-B item as detailed in Table 5-15-1 Firmware Update Files. In this case the file is “UAV-1001759-003-skyBeaconCertified-1_0_3-80f12fe.uav”. Press “Open”.
10. A dialog will appear to confirm the file name and integrity. Review the filename and SHA1 hash against the data in Table 5-15-1 Firmware Update Files. Press “OK” if correct.



11. The update will commence. Wait for the process to complete.



12. On completion, the progress dialog will close and the tool main screen will show the updated version and CRC information.



13. Complete the Post-Accomplishment Verification instructions in Section 8.
14. After verification, remove power from the skyBeacon.

8 Post-Accomplishment Verification

Verify the software load by performing the following procedure:

1. In the “Beacon Firmware Update Tool”, verify the software version(s) and CRC(s) match that in the Table 8-18-1 Accomplishment Versions. The part numbers are not displayed in the application.

Item / Part	Version	CRC
ADS-B UAV-1001759-003	v1.0.3	0x2A3EC1B2

Table 8-1 Accomplishment Versions

If any post-accomplishment check fails, please contact uAvionix support, as guided in Section 10.

9 System Checkout

Perform the post-installation checks procedure as described in “skyBeacon TSO User and Installation Guide” UAV-1001421-001 Section 10.3.

10 Support

For additional questions or support please visit:

<http://www.uavionix.com/support/>

11 Maintenance Record

When post-accomplishment verification and system checkout is completed, make appropriate entries in the Aircraft Maintenance Log Book.

Maintenance Record

Service Bulletin UAV-1002765-001 Rev A for skyBeacon UAV-1001856-002 has been complied with.

NOTE: A copy of this form must be sent to maintenance@uavionix.com.

Date:	By:
Aircraft Information	
Make:	Model:
Serial Number:	Registration Number:
skyBeacon Information	
Serial Number:	Wi-Fi SSID:
Customer Information	
Name:	
Email:	
Telephone:	
Address:	